

Anglais : 1D

Dossier d'entraînement

Remarque : Le dossier suivant reprend la matière vue jusqu'à présent en classe. Aucune nouvelle matière n'y sera abordée. Il te permettra de t'entraîner afin d'entretenir tes connaissances.

Conseil : Essaie de réaliser les exercices seul, et si tu es vraiment bloqué, n'hésite pas à aller consulter la théorie dans ta partie GRAMMAIRE et ton lexique dans la partie VOCABULAIRE ou même un dictionnaire.

BON TRAVAIL !!

Numbers

1. Inscris le nombre que tu lis.			
1 four	<input type="text" value="4"/>	12 seven	<input type="text"/>
2 eight	<input type="text"/>	13 sixteen	<input type="text"/>
3 twenty	<input type="text"/>	14 eighteen	<input type="text"/>
4 five	<input type="text"/>	15 ten	<input type="text"/>
5 twelve	<input type="text"/>	16 fourteen	<input type="text"/>
6 six	<input type="text"/>	17 three	<input type="text"/>
7 eleven	<input type="text"/>	18 thirteen	<input type="text"/>
8 one	<input type="text"/>	19 seventeen	<input type="text"/>
9 fifteen	<input type="text"/>	20 two	<input type="text"/>
10 nineteen	<input type="text"/>	21 nine	<input type="text"/>
11 zero	<input type="text"/>		
		0 seventy	<u>70</u>
		1 thirty	<input type="text"/>
		2 forty	<input type="text"/>
		3 ninety	<input type="text"/>
		4 a hundred	<input type="text"/>
		5 fifty	<input type="text"/>
		6 twenty	<input type="text"/>
		7 sixty	<input type="text"/>
		8 eighty	<input type="text"/>
		9 thirty-four	<input type="text"/>
		10 sixty-eight	<input type="text"/>
		11 twenty-one	<input type="text"/>
		12 ninety-nine	<input type="text"/>
		13 fifty-three	<input type="text"/>

Sources :

Manuel : THINK Workbook Starter A1, H Puchta, J Stanks, P. Lewis-Jones

<https://learnenglishteens.britishcouncil.org>

<https://en.islcollective.com/download/english-esl-worksheets/grammar>

2. Entoure l'article qui convient :
a ou **an**

- a / an orange bus
 a / an Italian city
 a / an American TV
 a / an white tablet
 a / an English actor
 a / an hamburger
 a / an black taxi
 a / an phone
 a / an grey airport
 a / an red bus











3. Place les mots dans **la bonne colonne**

actor | airport | apple | city | hamburger
 hotel | orange | TV

a	an
city	

4. **Classroom objects** : Identifie puis recopie le nom de chaque objet

book	chair	computer	desk	door
pen	pencil	board	window	paper bin

5. Complète les questions ci-dessous avec le **mot interrogatif** qui convient.

0 What is your name?

1 _____ old are you?

2 _____ are you from?

3 _____ is your favourite athlete?

4 _____ is he/she your favourite athlete?

6. Rédige des réponses aux questions de l'exercice précédent afin qu'elles soient vraies pour toi.

1. My name is Léo.
2. _____
3. _____
4. _____

7. Verbe « to be »

Complète le tableau avec la bonne forme du verbe.			Réécris les phrases en utilisant la forme contractée
I	am	Paul	0 It is a Turkish flag. <u>It's a Turkish flag.</u>
You		13 years old	1 She is Russian. _____
He		Happy	2 You are a good friend. _____
She		From Mexico	3 They are British. _____
IT		Japanese	4 We are from London. _____
We		Sisters	5 I am Paul. What is your name? _____
They		Friends	6 He is 12 today. _____

8. **Déterminants possessifs** : Ordonne les mots et rédige des phrases correctes.

0 book / English / My / new / is

My English book is new.

1 red / Her / is / pen

2 is / house / old / Our

3 fast / bikes / Their / are

4 big / school / Our / is

5 My / small / bedroom / is

6 car / Her / expensive / is

9. Remplace les mots soulignés avec le *déterminant possessif qui convient* : his / her / its / their

1. This is Jane's bag. This is her bag

2. It's John and Mary's house.

3. They're Tony's football boots.

4. The dog's name is Pluto.

5. It's Peter's rubber.

6. What's your mother's name?

7. These are Tom and Mandy's cats.

10. Complète les phrases avec le déterminant possessif qui convient.

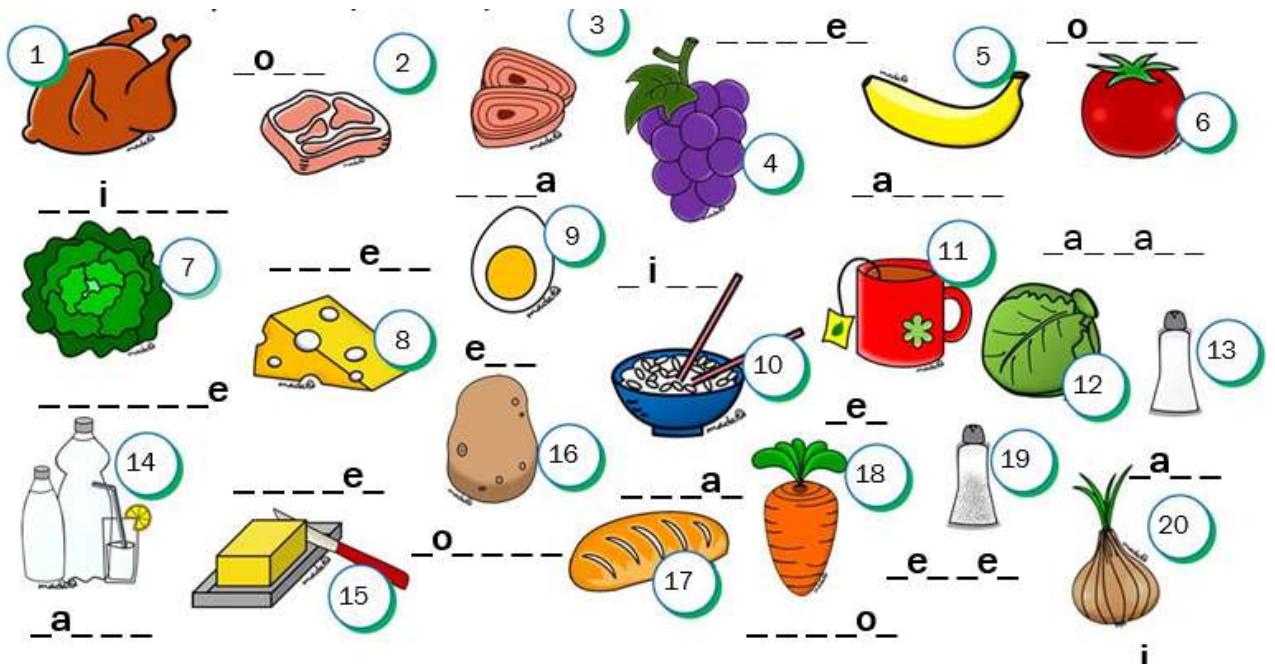
1. What's _____ name?
2. _____ name's Robert.
3. She's my sister. _____ name's Ann.
4. Andy and I like blue. It's _____ favourite colour.
5. These are my parents. _____ names are Mr. and Mrs. Smith.
6. This is our dog. _____ name's Fluffy.
7. This is Mark and _____ brother, Jack.
8. _____ teacher is Mrs. Taylor and we like her because she's nice.
9. - Are they _____ pens?
- Yes, they're _____ pens.

11. Entoure les bons termes.

1. I'm going to wash **MY / I** hands.
2. Are you going to wash **YOU / YOUR** hair?
3. Is it **HE / HER** car?
4. This is **OUR / WE** school.
5. **I / MY** granddad's name's John.
6. Is she **YOUR / YOU** friend?
7. These are **THEY / THEIR** bikes.
8. Red is **SHE / HIS** favourite colour.
9. Volleyball is **SHE / HER** favourite sport.
10. I like this painting. **ITS / IT** colours are great.

12. Vocabulary: Food

Nomme les aliments en anglais en utilisant la lettre déjà proposée.



13. **Some or any**: Lis le dialogue et entoure le terme adéquat. [**Dictionnaire conseillé**]

<p>Lucy: How about making ¹ a / an apple pie?</p> <p>Alan: Great idea! Have we got ² some / any apples?</p> <p>Lucy: Yes, there are ³ some / any in the bowl. How ⁴ much / many do we need?</p> <p>Alan: A lot, about a ⁵ kilo / litre.</p> <p>Lucy: We haven't got enough. We can buy ⁶ some / any in the corner shop.</p> <p>Alan: And we need ⁷ some / any flour, too. Look at the recipe. How ⁸ much / many flour do we need?</p> <p>Lucy: About half a pound. And we need three ⁹ knives / spoons of sour cream so let's</p>	<p>buy a small ¹⁰ tub / bag, too.</p> <p>Alan: And how ¹¹ much / many eggs do we need?</p> <p>Sue: Four. And we also need ¹² some / any butter and ¹³ some / any sugar. Oh, we haven't got ¹⁴ some / any butter.</p> <p>Andy: We can buy a ¹⁵ bar / tin of butter in the shop, too.</p>
--	--

14. Ordonne le dialogue et réécris-le.

- Just a bottle of mineral water, please.
- Are you ready to order?
- Would you like a dessert?
- Yes, can I have some mixed vegetables, please?
- No, thank you. That'll be all.
- Anything else?
- Certainly. Do you want something to drink?
- Yes, I'd like chicken with rice, please.

Waiter	_____
Tom	_____
Waiter	_____
Tom	_____
Waiter	_____
Tom	_____
Waiter	_____
Tom	_____

15. **Food crossword** : Inscris le nom de chaque aliment dans la grille de mots croisés.

The crossword puzzle grid consists of 34 numbered squares. The numbers are placed as follows:

- 1: Down, top-left
- 2: Down, top-left
- 3: Across, top-left
- 4: Across, top-middle
- 5: Down, top-middle
- 6: Across, middle-left
- 7: Down, middle-left
- 8: Down, middle-left
- 9: Down, middle-left
- 10: Across, middle-right
- 11: Across, middle-right
- 12: Down, middle-left
- 13: Down, middle-left
- 14: Down, middle-right
- 15: Across, middle-right
- 16: Across, middle-right
- 17: Across, middle-left
- 18: Across, bottom-middle
- 19: Across, bottom-middle
- 20: Across, bottom-middle
- 21: Across, bottom-middle
- 22: Across, bottom-middle
- 23: Across, bottom-left
- 24: Down, bottom-right
- 25: Across, bottom-middle
- 26: Across, bottom-middle
- 27: Across, bottom-middle
- 28: Across, bottom-middle
- 29: Across, bottom-middle
- 30: Across, bottom-middle
- 31: Across, bottom-middle
- 32: Across, bottom-middle
- 33: Across, bottom-middle
- 34: Across, bottom-middle

The food illustrations are numbered 1 through 34, corresponding to the crossword grid. The illustrations include: 1. Milk carton (PLAIN), 2. Carrot, 3. Onion, 4. Potato, 5. Ice cream, 6. Tomato, 7. Fruit bowl, 8. Cherry, 9. Yogurt, 10. Bread, 11. Strawberry, 12. Apple, 13. Pumpkin, 14. Turkey leg, 15. Cheese, 16. Lemon, 17. Coffee cup, 18. Mushroom, 19. Orange, 20. Sandwich, 21. Flower, 22. Pear, 23. Sandwich, 24. Milk carton, 25. Egg, 26. Cereal, 27. Egg, 28. Soup, 29. Bread, 30. Soup, 31. Tea, 32. Beans, 33. Beans, 34. Juice carton.

16. Prépositions

In on between under in front of
Behind on the right of on the left of


Observe l'image puis complète les phrases par la préposition adéquate.



- The radio is the shelf.
The pencil, the book and the lamp arethe desk
The ball is the desk and the bed.
The shoes are the desk.
The desk is the bedroom.
The plant is the pot.
The shelves are the wall.
The rug is the bed.
The doll is the rug.
The lamp is the desk.
The window is the desk
The book is the pencil and the lamp.
The lamp is the book.
The pencil is the book.
The picture is the wall.
The rug is the doll and the palette.
The paintbrush is the palette.
The palette is the ball.
The teddy bear is the bed.

Prépositions et there is // there are

1. Observe l'image et décris-la avec les expressions **there is/ there are** et les **prépositions de lieu**. (sois le plus complet possible).



.....

.....

.....

.....

.....

.....

.....

.....

.....

.....

.....

.....

.....

.....

.....

.....

.....

.....

.....

.....

.....

.....

2. Look at the picture and complete with *there is/isn't* or *there are/aren't*:

1. _____ a TV in the living room.
2. _____ a picture on the wall.
3. _____ two sofas in the room.
4. _____ three chairs and a table.
5. _____ a rug under the sofas.
6. _____ a stereo set under the window.



3. Look at the picture and complete with *is/isn't*, *are/aren't*, *a/an*, *some* or *any*:

1. There _____ cooker next to the fridge.
2. There _____ plates in the sink.
3. There _____ glasses on the table.
4. There _____ clock over the fridge.
5. There _____ boxes on the floor.



4. Look at the picture and complete with *is/are* and a place preposition: *IN FRONT OF*, *ON*, *UNDER*, *BETWEEN*, *NEXT TO*, *OVER*.

1. There _____ a guitar _____ the wardrobe and the night table.
2. There _____ two tennis balls _____ the floor.
3. There _____ a rug _____ the guitar.
4. There _____ a toy car _____ the magazine.
5. There _____ two posters _____ the wall _____ the bed.
6. There _____ a tennis racket _____ the bed.



5. Check if the sentences are True (T) or False (F). Correct the false ones.

1. There are two pictures on the wall in the living room.
2. There is a TV in front of one of the sofas.
3. There is a rug in the kitchen.
4. There is a bin in front of the fridge.
5. There is a lamp next to the bed.
6. There are four posters on the wall over the bed.