















Je complète le tableau


			
			
			
			




Dessine le nombre d'œufs indiqué sur l'étiquette.


6




7




5




8




4





9





Suite chronologique

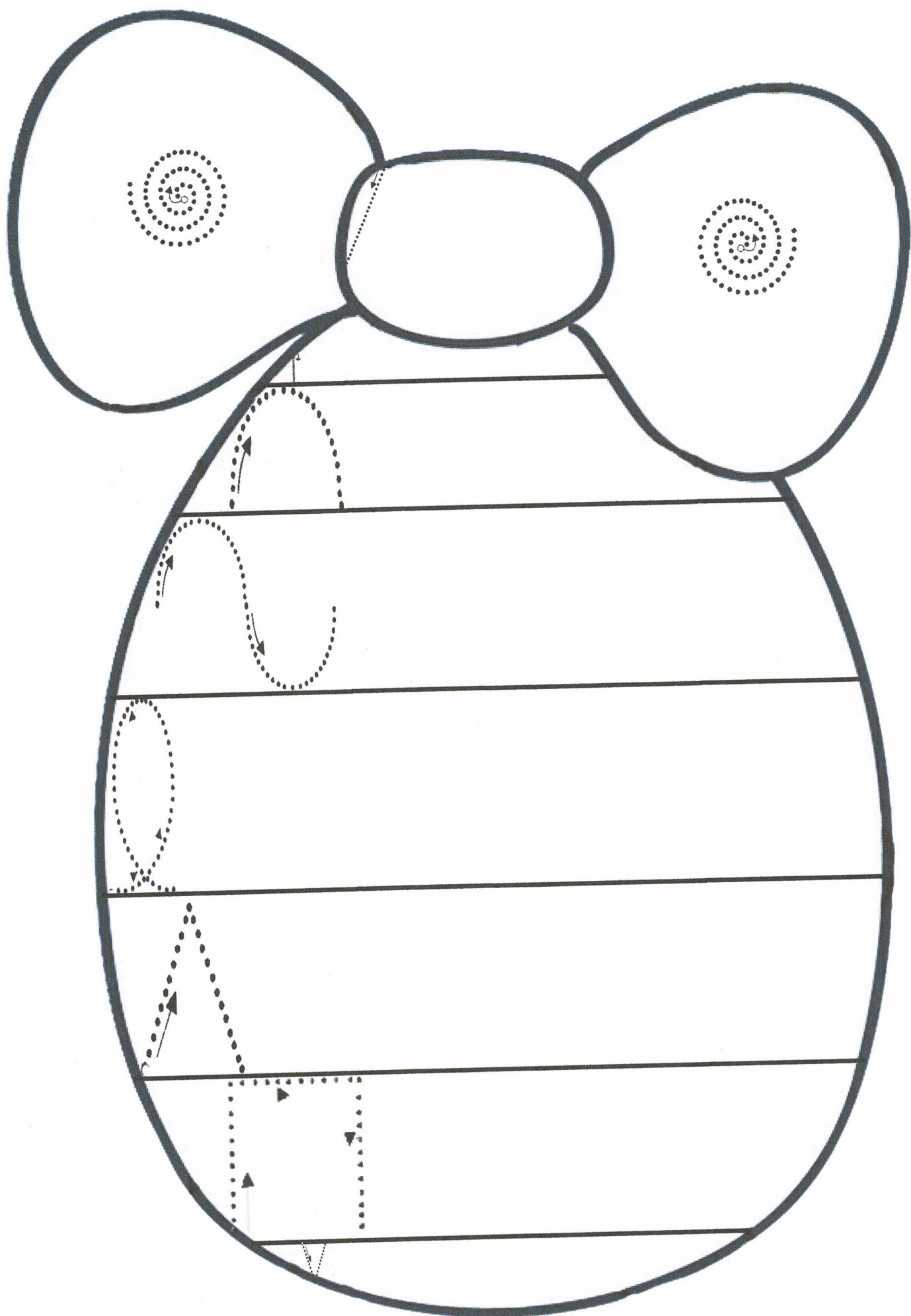
Découpe les images.
Colle-les dans l'ordre.



Bon travail mes petits loulous , j'espère vous
revoir très vite, gros bisous

Madame Cristelle

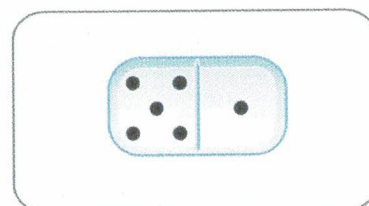
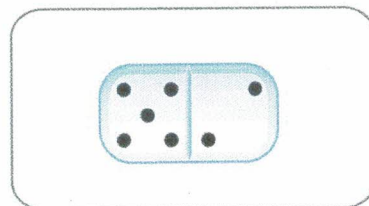
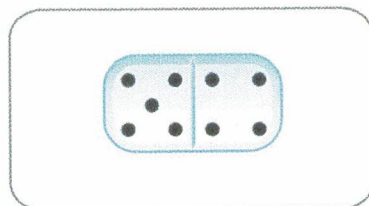



Graphisme de Pâques : Décore l'œuf de Pâques.




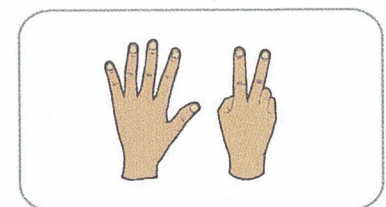
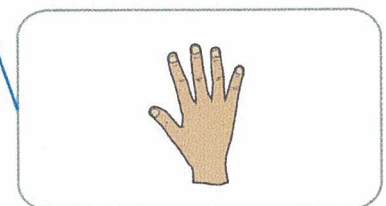
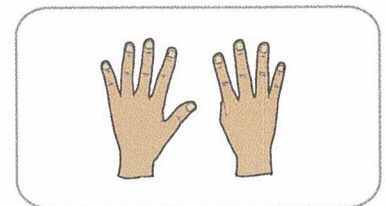
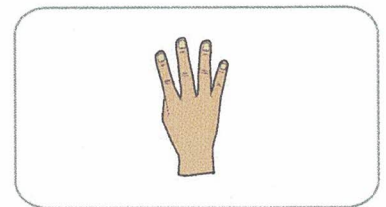
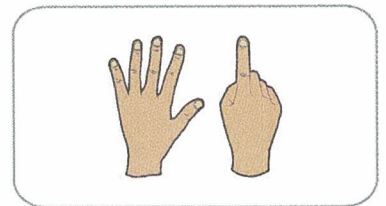
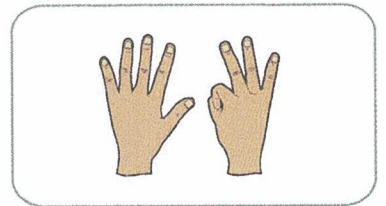
Nom :


Date :

↪ Relie les nombres comme le montre l'exemple.



- | |
|---|
| 4 |
| 5 |
| 6 |
| 7 |
| 8 |
| 9 |





Colorie le mot « PÂQUES ».

PÂQUES



Entoure le mot « pâques ».

pâques

masque

patte

casque

pâques

poste

pâques

pâques

pâté

paquet


parle

patate

pâte

pâle

plaque



Repasse sur le mot « PÂQUES »

PÂQUES - PÂQUES - PÂQUES