

Bonjour à tous,

Voici un nouveau dossier de travail...

Celui-ci a, une fois encore, pour but de rester en contact avec l'école et pas d'assommer les enfants de travail.

Un exercice de français, un de mathématique et un peu de lecture au quotidien suffises.

Si un exercice est plus conséquent, on n'hésite pas à n'en faire qu'une partie et reprendre le lendemain.

Bon travail, prenez soin de vous.

Pensez aussi à profiter des beaux jours.

A bientôt !

C. Soetaers

1.

Replace chaque symbole sur le quadrillage de droite.

| | | | | |
|---|---|--|---|---|
| | x | | | |
| o | | | | |
| | | | □ | |
| | ♥ | | | |
| | | | | ☾ |



| | | | | |
|--|--|--|--|--|
| | | | | |
| | | | | |
| | | | | |
| | | | | |
| | | | | |

| | | | | |
|---|---|---|--|---|
| | | | | ♥ |
| | □ | | | |
| | | ☾ | | |
| | | | | o |
| x | | | | |



| | | | | |
|--|--|--|--|--|
| | | | | |
| | | | | |
| | | | | |
| | | | | |
| | | | | |

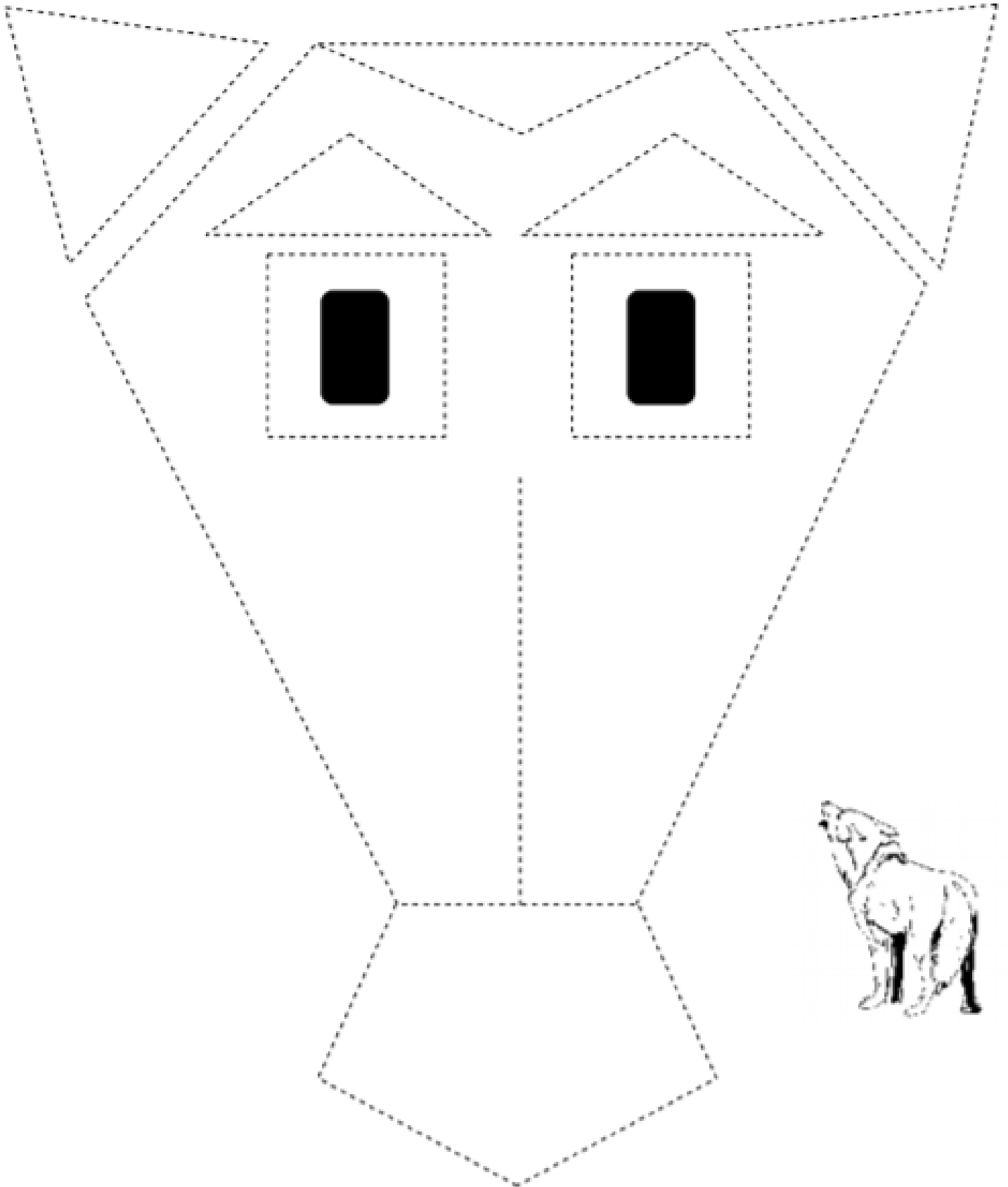
| | | | | |
|---|---|---|--|---|
| | x | | | |
| | | | | |
| | ☾ | o | | x |
| □ | | | | |
| | | ♥ | | |



| | | | | |
|--|--|--|--|--|
| | | | | |
| | | | | |
| | | | | |
| | | | | |
| | | | | |

2.

Avec une règle et un crayon à papier, retrace la figure.





3.



Calcul



Addition de deux nombres



0 1 2 3 4 5 6 7 8 9 10



Compléter et calculer les sommes. Utiliser la calculatrice pour vérifier.



| | | |
|---|---|---|
|  |  | |
| <input type="text"/> | + | <input type="text"/> = <input type="text"/> |



| | | |
|---|---|---|
|  |  | |
| <input type="text"/> | + | <input type="text"/> = <input type="text"/> |



| | | |
|---|---|---|
|  |  | |
| <input type="text"/> | + | <input type="text"/> = <input type="text"/> |



| | | |
|---|---|---|
|  |  | |
| <input type="text"/> | + | <input type="text"/> = <input type="text"/> |



| | | |
|---|---|---|
|  |  | |
| <input type="text"/> | + | <input type="text"/> = <input type="text"/> |



| | | |
|---|---|---|
|  |  | |
| <input type="text"/> | + | <input type="text"/> = <input type="text"/> |



| | | |
|---|---|---|
|  |  | |
| <input type="text"/> | + | <input type="text"/> = <input type="text"/> |

| | | |
|---|---|---|
|  |  | |
| <input type="text"/> | + | <input type="text"/> = <input type="text"/> |

| | | |
|---|---|---|
|  |  | |
| <input type="text"/> | + | <input type="text"/> = <input type="text"/> |

| | | |
|---|---|---|
|  |  | |
| <input type="text"/> | + | <input type="text"/> = <input type="text"/> |

| | | |
|---|---|---|
|  |  | |
| <input type="text"/> | + | <input type="text"/> = <input type="text"/> |

| | | |
|---|---|---|
|  |  | |
| <input type="text"/> | + | <input type="text"/> = <input type="text"/> |



LECTURE

Assemblage syllabique

[m]

1. Coche la case qui correspond à la syllabe où tu entends [m].









2. Ecris la syllabe que tu entends au début de chaque mot.











3. Ecris les syllabes manquantes.



che _ _ née



to _ _ te



costu _ _



four _ _

4. Forme un mot avec les syllabes contenues dans le sac et écris-le.









Pour chaque ligne, colorie la syllabe lue.

1 la me pi mu po lu

2 pi po ma la me pu

3 mi no pa la mo le

4 mu lo la mo li na

5 ma mu mo mi me na


6 pi po mi lo pu mu

7 ra li ro po pi re

8 me te fe re pe de

9 pa ta sa ma la na

10 mi ti si li na pi

| | | | |
|---|---------|-----------------------|-----|
|  | LECTURE | Assemblage syllabique | [p] |
|---|---------|-----------------------|-----|

1. Coche la case qui correspond à la syllabe où tu entends [p].









2. Colorie la syllabe que tu entends au début de chaque mot.



| | | | |
|----|----|----|----|
| pi | po | pe | pa |
|----|----|----|----|




| | | | |
|----|----|----|----|
| pi | po | pe | pa |
|----|----|----|----|



| | | | |
|----|----|----|----|
| pi | po | pu | pa |
|----|----|----|----|



| | | | |
|----|----|----|----|
| pi | po | pu | pa |
|----|----|----|----|




| | | | |
|----|----|----|----|
| pi | po | pu | pa |
|----|----|----|----|

3. Ecris la syllabe manquante : pa pi pé po pe pou poi.



as rateur



 sson



cou



cana



 tme



chan gnou

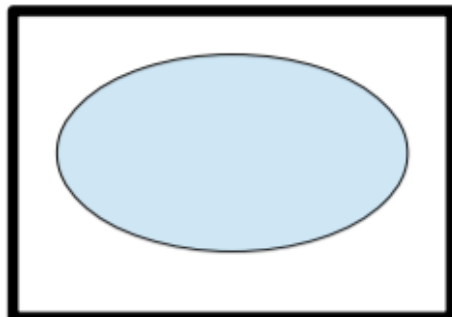


 lain



com s

7. Recompose les mots grâce aux syllabes.



o

la

o

va

ve

va

le

vol

le

le


vis

le

vil

vil

8.



A large rectangular area defined by a dashed line, intended for writing or drawing.

bé

pu

bé

rée

bé

rée

é

té

é

lé

pée

lé

lo

vé

lo

Colorie en respectant le code couleur.

= 4 Jaune


= 5 Gris

= 6 Violet

= 7 Bleu clair




= 8 Rouge


= 9 Rose



10. Complète les tableaux.

Dans une classe, les élèves ont noté chaque jour le temps qu'il fait :

| | | |
|----------|---|---------|
| Lundi |  | Soleil |
| Mardi |  | Nuageux |
| Mercredi |  | Pluie |
| Jeudi |  | Nuageux |
| Vendredi |  | Soleil |
| Samedi |  | Soleil |
| Dimanche |  | Nuageux |



1. Jade a fait un tableau. Complète celui-ci en dessinant pour chaque jour un soleil, un nuage ou un éclair.





































| Lundi | Mardi | Mercredi | Jeudi | Vendredi | Samedi | Dimanche |
|-------|-------|----------|-------|----------|--------|----------|
| | | | | | | |

2. Léo a fait un autre tableau. Complète celui-ci en dessinant pour chaque jour un soleil, un nuage ou un éclair.

| | |
|-----------------|--|
| Lundi | |
| Mardi | |
| Mercredi | |
| Jeudi | |
| Vendredi | |
| Samedi | |
| Dimanche | |




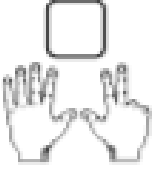





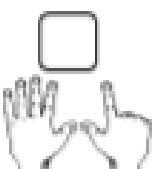





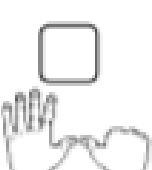







Colorier le nombre le plus petit. Placer le signe $>$ ou $<$.

| | | | | | |
|---|--|--|--|--|--|
|  <hr/> |  <hr/> |  <hr/> |  <hr/> |  <hr/> |  <hr/> |
|  <hr/> |  <hr/> |  <hr/> |  <hr/> |  <hr/> |  <hr/> |
|  <hr/> |  <hr/> |  <hr/> |  <hr/> |  <hr/> |  <hr/> |
|  <hr/> |  <hr/> |  <hr/> |  <hr/> |  <hr/> |  <hr/> |
|  <hr/> |  <hr/> |  <hr/> |  <hr/> |  <hr/> |  <hr/> |
|  <hr/> |  <hr/> |  <hr/> |  <hr/> |  <hr/> |  <hr/> |

12. Range les nombres.

Ecrire le nombre. Découper et ranger les cartes dans l'ordre croissant.

| | | | | | | | | | | |
|---|---|---|---|---|---|----------------------|---|----------------------|---|----------------------|
|  | - |  | - |  | → | <input type="text"/> | > | <input type="text"/> | > | <input type="text"/> |
|  | - |  | - |  | → | <input type="text"/> | > | <input type="text"/> | > | <input type="text"/> |
|  | - |  | - |  | → | <input type="text"/> | > | <input type="text"/> | > | <input type="text"/> |
|  | - |  | - |  | → | <input type="text"/> | > | <input type="text"/> | > | <input type="text"/> |
|  | - |  | - |  | → | <input type="text"/> | > | <input type="text"/> | > | <input type="text"/> |
|  | - |  | - |  | → | <input type="text"/> | > | <input type="text"/> | > | <input type="text"/> |
|  | - |  | - |  | → | <input type="text"/> | > | <input type="text"/> | > | <input type="text"/> |

13. Dictée muette.



□ □ □ □ □

un .



□ □ □ □ □ □

une .



□ □ □ □

le .



□ □ □ □ □ □

l' .



□ □ □ T

le .



□ □ □ □ □ D

un .



□ □ □ □ □ □

la .



□ □ □ □ □

une .



□ □ □ □ □

la .



□ □ □ □ □ □ □

la .

J'entends la syllabe...



Entoure la syllabe que tu entends dans chaque mot.



ru

li

ri



lu

ru

fu



lo

ro

ra



fa

fé

ré



ri

li

mi



mé

la

ma



mu

ru

lu



rè

fa

ra



la

ra

ma



re

fe

le



ri

fi

li



mo

fo

ra

16. Calcule!

$7 + 1 =$

$2 + 6 =$

$4 + 5 =$

$1 + 7 =$

$3 + 6 =$

$6 + 2 =$

$7 + 2 =$

$5 + 3 =$

$2 + 7 =$

$5 + 4 =$

$4 + 4 =$

$6 + 3 =$

$1 + 8 =$

$8 + 0 =$

$9 - 7 =$

$9 - 3 =$

$8 - 8 =$

$9 - 6 =$

$8 - 4 =$

$8 - 5 =$

$9 - 5 =$

$9 - 0 =$

$8 - 2 =$

$8 - 3 =$

$8 - 7 =$

$9 - 2 =$

$9 - 4 =$

$8 - 1 =$


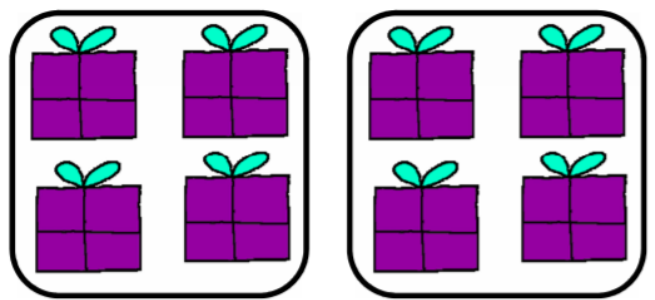
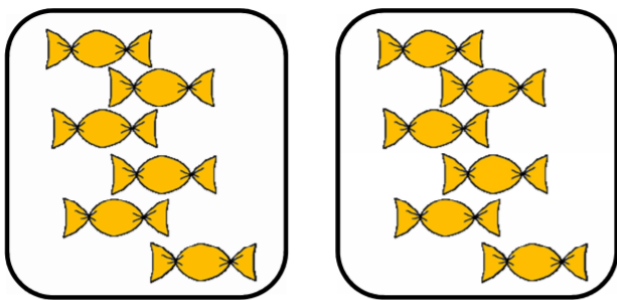
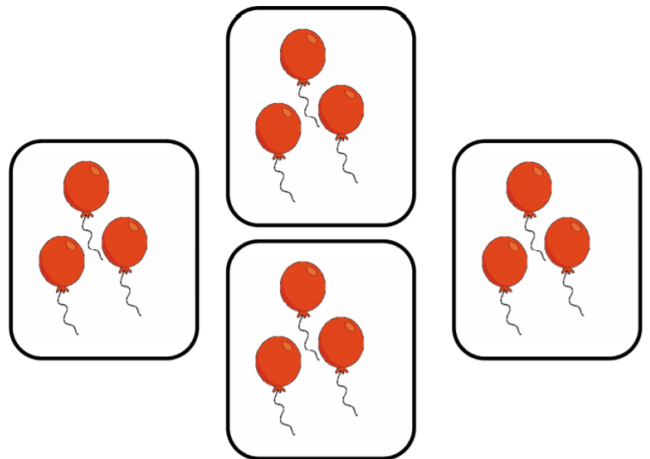

Complète la grille.

ROBE - RENARD - CERISES - CRABE - DORMIR - ARMOIRE - CAMÉRA - ROBINET - RADIS - PIRATE

The crossword puzzle grid is composed of empty cells. The words and their starting positions are as follows:


- ROBE**: Starts at the top row, 5th column, pointing down.
- RENARD**: Starts at the top row, 1st column, pointing right.
- CERISES**: Starts at the top row, 7th column, pointing down.
- CRABE**: Starts at the 6th row, 1st column, pointing down.
- DORMIR**: Starts at the 4th row, 6th column, pointing down.
- ARMOIRE**: Starts at the 8th row, 1st column, pointing right.
- CAMÉRA**: Starts at the 2nd row, 3rd column, pointing down.
- ROBINET**: Starts at the 3rd row, 7th column, pointing down.
- RADIS**: Starts at the 5th row, 2nd column, pointing down.
- PIRATE**: Starts at the 3rd row, 1st column, pointing right.

18. Ecris les multiplications !



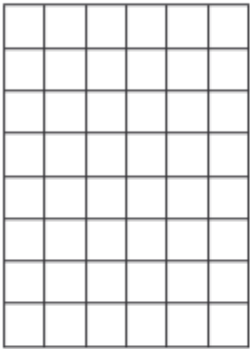
19.

Pour chaque quadrillage complète :




$$8 + \dots + \dots + \dots + \dots = \dots \times 8$$

$$5 + \dots + \dots + \dots + \dots + \dots + \dots + \dots = \dots \times 5$$




$$6 + \dots + \dots + \dots + \dots + \dots + \dots + \dots = \dots \times 6$$

$$8 + \dots + \dots + \dots + \dots + \dots = \dots \times 8$$



$$\dots + \dots + \dots + \dots = \dots \times \dots$$







$$\dots + \dots + \dots + \dots + \dots + \dots + \dots + \dots = \dots \times \dots$$















$$\dots + \dots + \dots + \dots + \dots = \dots \times \dots$$







$$\dots + \dots + \dots + \dots + \dots + \dots = \dots \times \dots$$







Complète et calcule :

| | |
|--|---|
|  +  =  |  +  =  |
| 2 + 3 = | 4 + 2 = |

| | |
|--|---|
|  +  =  |  +  =  |
| 3 + 3 = | 5 + 1 = |

| | |
|--|---|
|  +  =  |  +  =  |
| 2 + 5 = | 3 + 4 = |

| | |
|--|---|
|  +  =  |  +  =  |
| 2 + 6 = | 4 + 4 = |

| | |
|--|---|
|  +  =  |  +  =  |
| 5 + 4 = | 6 + 2 = |

23. Je lis de mieux en mieux.

- Marie est une petite chatte. C'est un aristochat.
- C'est l'été, Mila lit un livre près de la rivière.
- Nathalie a lavé la saleté de la vitre de la porte.
- Tiago a réparé la moto de son ami.
- Matthis est un élève de l'école.

.....

- Le lièvre dépasse la tortue, il va vite.
- Maman prépare une bonne soupe de carottes.
- Mélanie a prêté sa latte à la copine de Sarah.
- Tu as donné une surprise à Aline.
- Mélyne a vu Yoris passer dans la rue.

Ces phrases peuvent également faire l'objet de dictées.