

Bonjour Alessio, Amélya, Arman, Arthur, Audrick, Axel, Elena, Hope, Lucas, Mathéo, Mattéo, Mila, Nalizya, Nolan, Olivia, Samuel, Sony, Tristan

J'espère que vous allez bien et votre famille aussi.


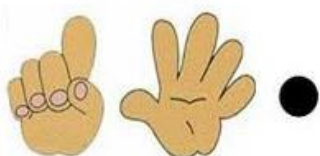


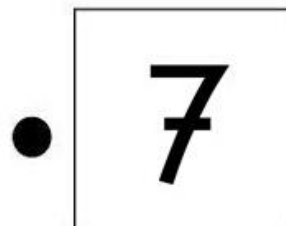

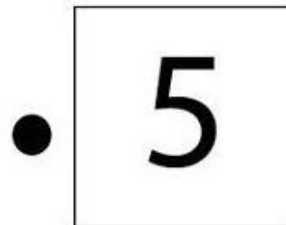
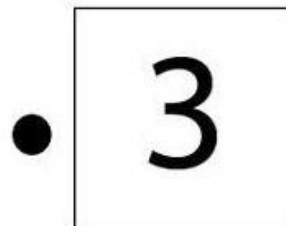
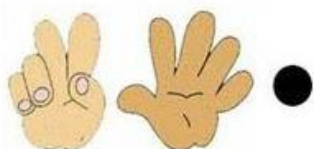
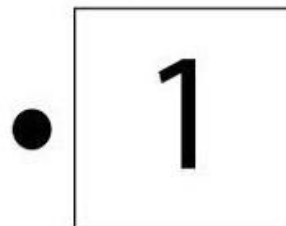
Voici quelques activités.....bon travail

Vous me manquez, je vous envoie plein de gros bisous








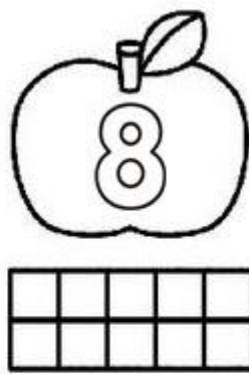
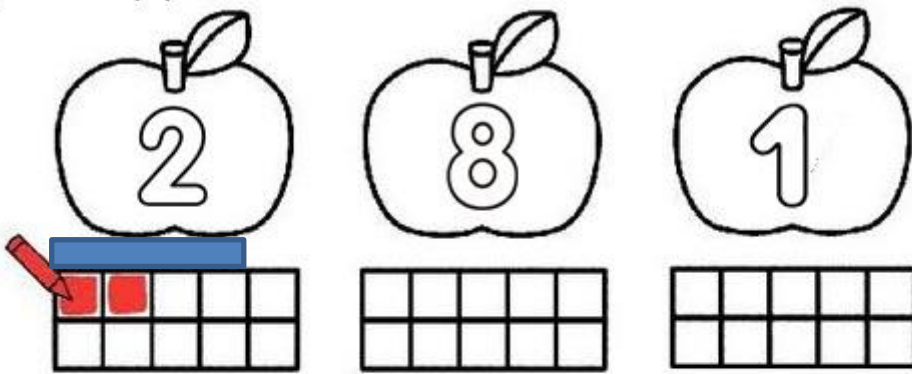
Madame Cristelle



Associe les doigts au chiffre

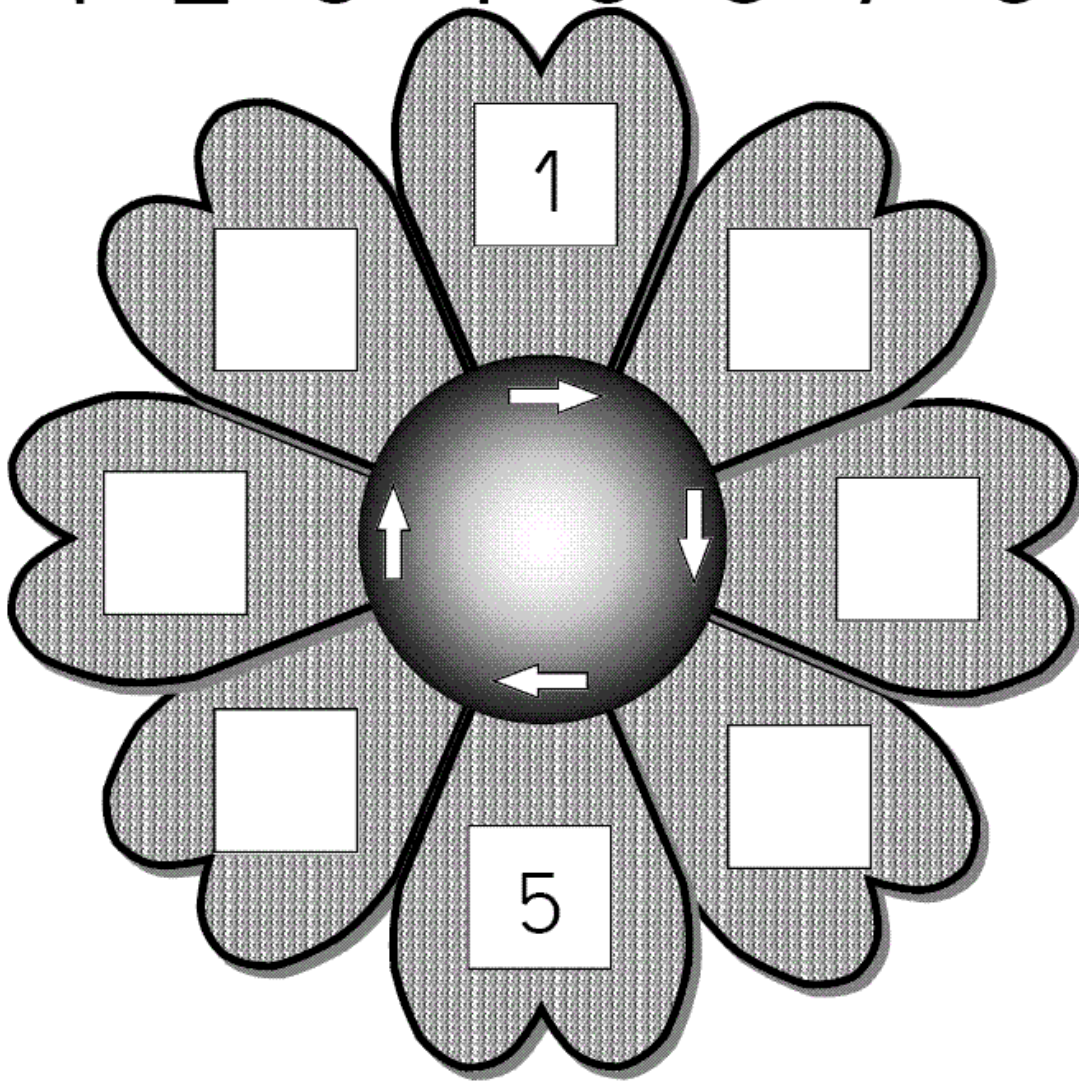


Colorie le nombre de cases indiqué par le chiffre



Découpe et place chaque chiffre à la bonne place.

1 2 3 4 5 6 7 8



*



3	8	4	6	2	7
---	---	---	---	---	---



Apprendre à écrire les jours de la semaine en cursive

lundi

mardi

mercredi

jeudi

vendredi

samedi

dimanche

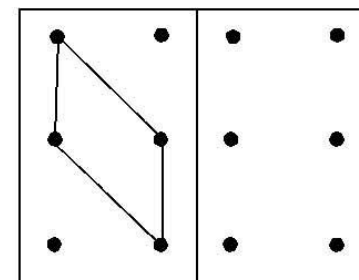
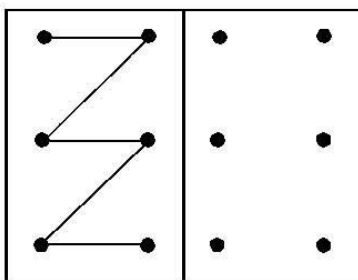
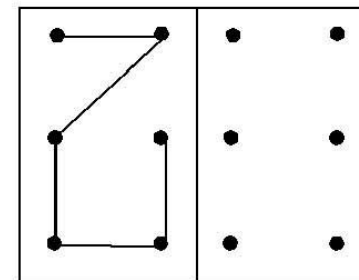
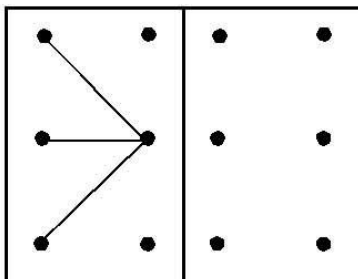
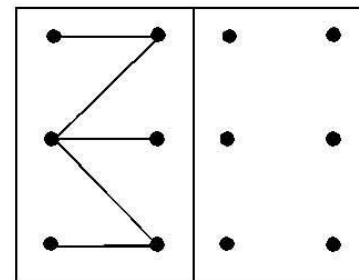
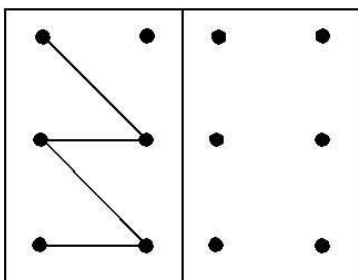
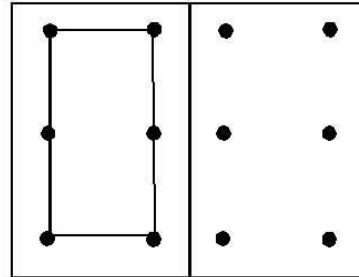
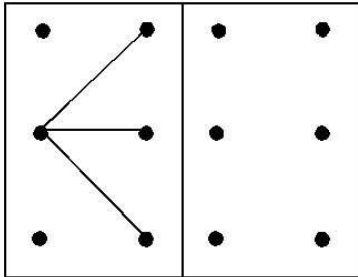
Prénom : _____



Je trace

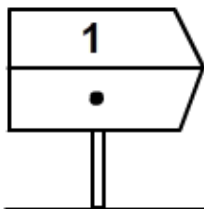

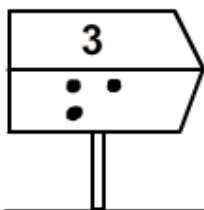

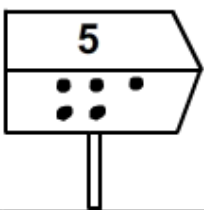




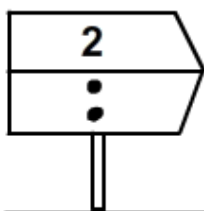
--	--	--

Reproduis à l'identique les tracés



Chaque panneau indique le nombre de fleurs à planter dans la rangée.
Termine les rangées.

Prénom :



prénom : _____



Reconstitue le mot

printemps




A large empty rectangular box intended for the student to paste the cut-out letters to reconstruct the word.



t s e m p i r n p

Relie le chiffre au nid correspondant

1




4




2



3





5


















Numération - Les pots de fleurs

Dessine le nombre de fleurs indiqué sur le pot



Découpe les images et colle-les dans le tableau à double entrée



			
			
			
			



Trouve le chemin qui passe par les nombres de 1 à 10 dans l'ordre pour relier le lapin à sa carotte.

Ecris les nombres du chemin en repassant dessus, respecte le sens de l'écriture.

		1	2	7	8
		8	3	5	6
9	6	5	4	2	1
4	7	8	9	5	2
5	3	2	10		
8	2	5	9		

On jardine... et on compte

Colle le nombre qui indique la quantité de graines que chaque enfant va semer.



On jardine... et on compte

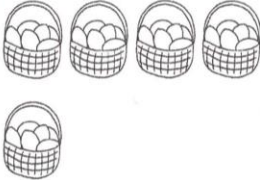

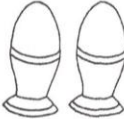


Colle le nombre qui indique la quantité de graines que chaque enfant va semer.










6	3	4	5	2
---	---	---	---	---


6	3	4	5	2
---	---	---	---	---

Dessine un objet de moins dans la case de gauche, un objet de plus dans la case de droite






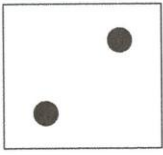
		
		
		
		
		

Découpe et colle les étiquettes pour remplir correctement le tableau.



Compte et relie



5

4

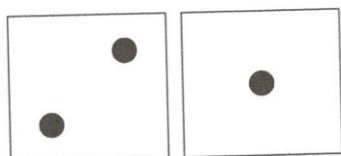
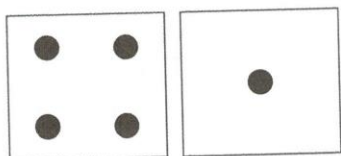

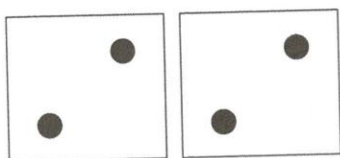
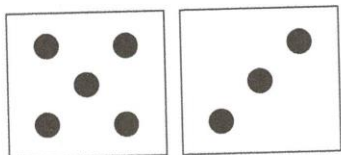
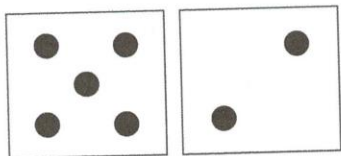
2

3

6

1

Compte et relie



9

4







3

7

5

8

Entoure le chiffre correspondant au nombre d'objets

	1	2	3	4	5
	6	7	8	9	10
	1	2	3	4	5
	6	7	8	9	10
	1	2	3	4	5
	6	7	8	9	10
	1	2	3	4	5
	6	7	8	9	10
	1	2	3	4	5
	6	7	8	9	10
	1	2	3	4	5
	6	7	8	9	10

Si tu veux t'entraîner à écrire les chiffres.....

